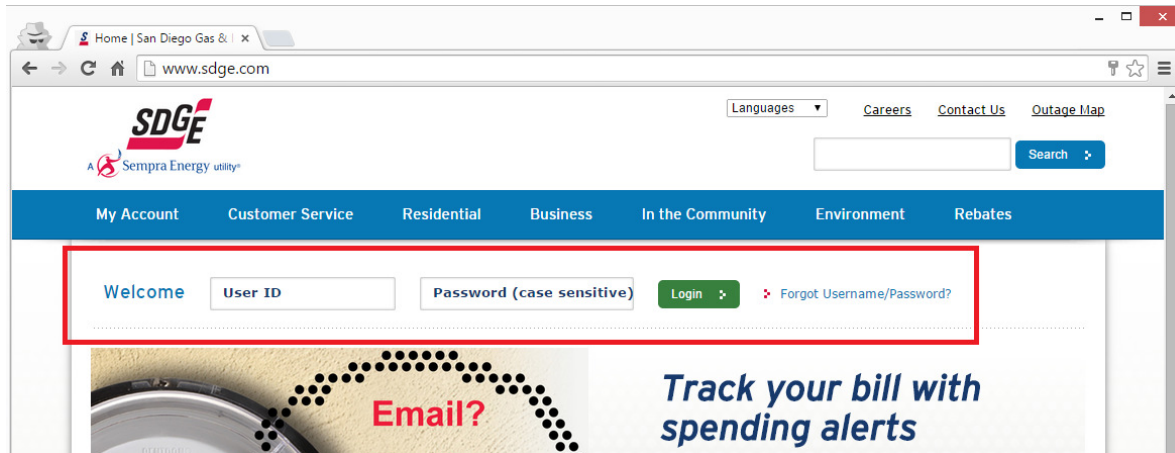
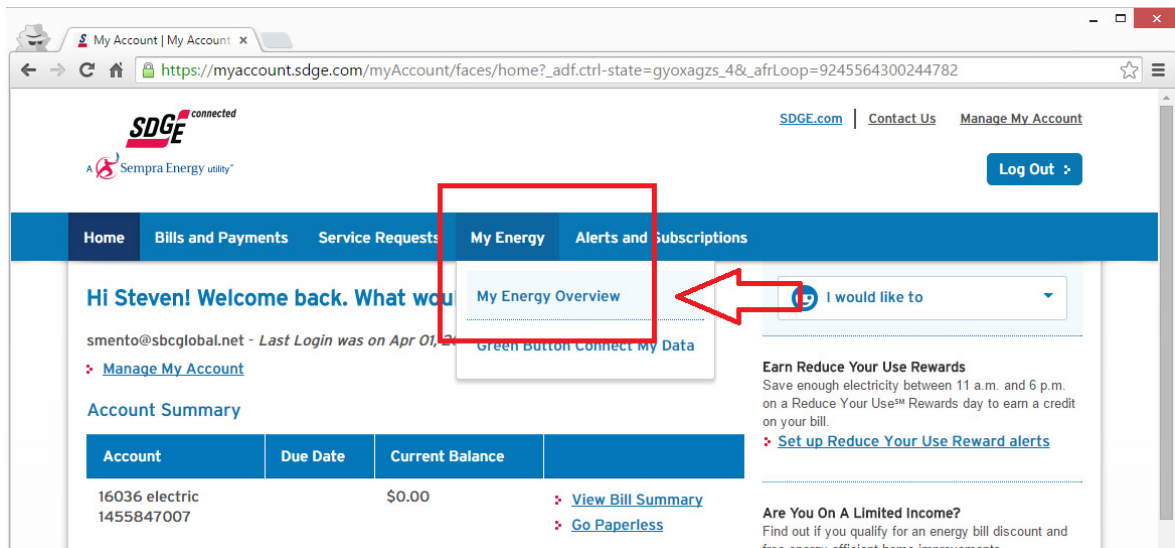


SDG&E – Green Button Data, download instructions

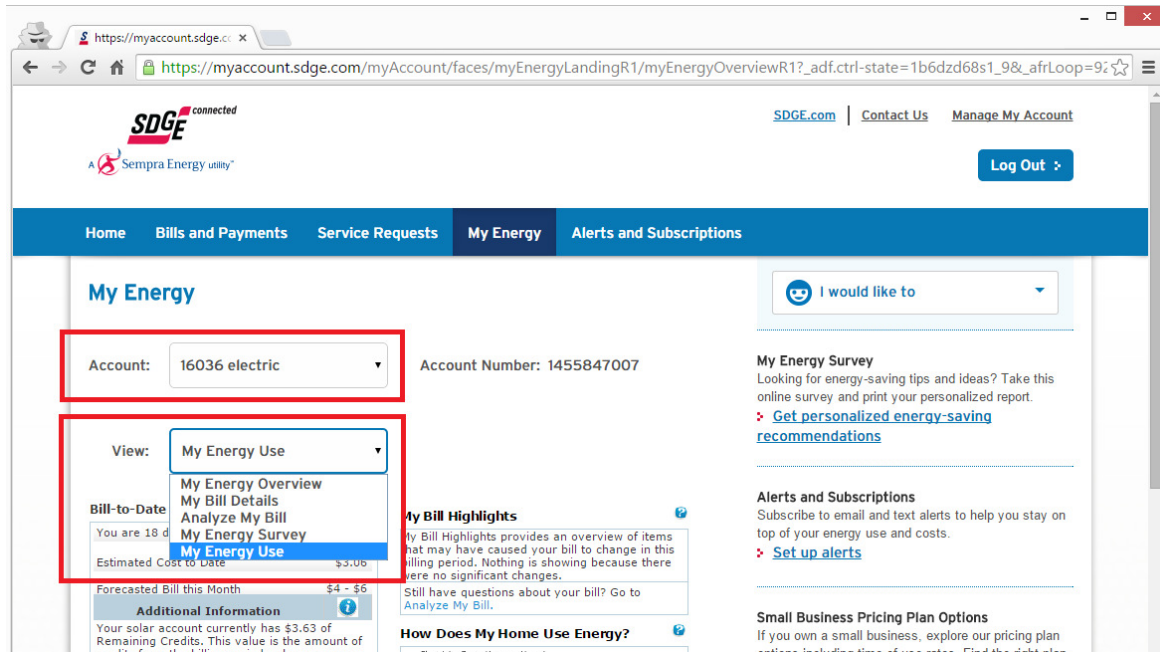
- (1) Go to the SDG&E website: www.sdge.com
- (2) Sign in using User ID & Password
 - a. If you don't already have an online account, you need to register using your account number.



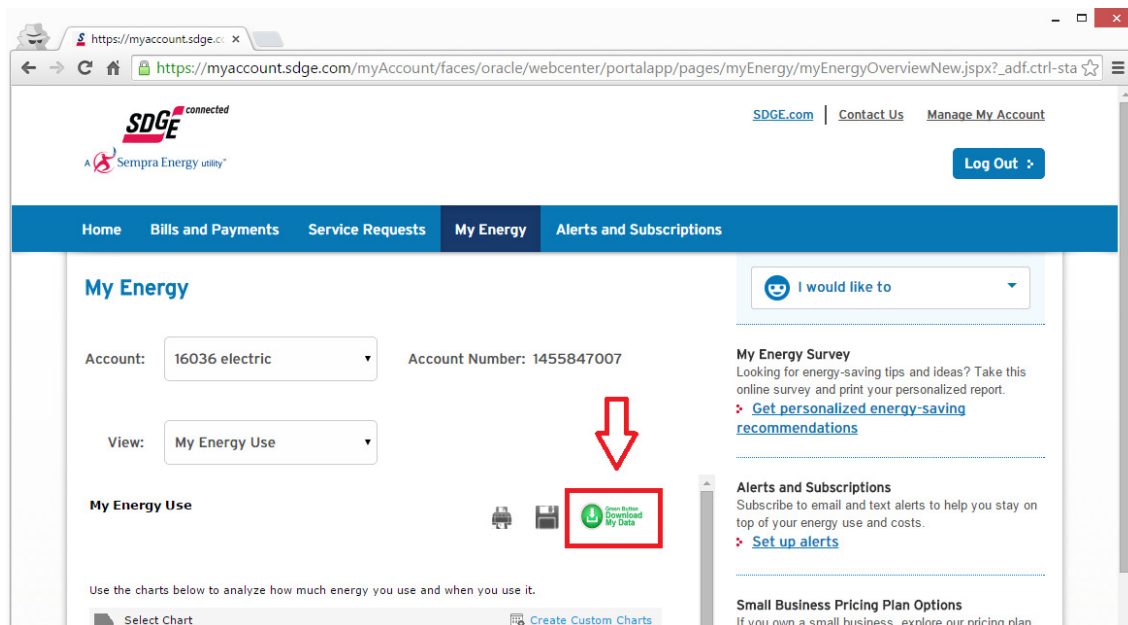
- (3) Hover over the 'My Energy' tab on the top navigation > click on 'My Energy Overview'



- (4) Select the correct 'Account' (make sure it is the electric and not gas account).
- (5) Under the 'View' drop-down menu, select the 'My Energy Use' option.



- (6) Click on the 'Green Button – Download My Data' icon.
 - a. Clicking the GBD icon will download the data into 'xml' format, while clicking on the disk icon will download the data into 'csv' format.



- (7) Set the date range (ideally you want 365 days of recent data) > click the 'Export' button.
- (8) When the file finishes downloading (which can take minute), click the 'download' hyperlink.

Green Button Download My Data

You can download up to 13 months of your electricity use data through Green Button Download My Data. Once downloaded, you can provide your data for analysis to developers and third parties in a XML file. XML (Extensible Markup Language) is a machine readable format. To download your data, select the meter and date range, then click Export.

Date Range

Meter:
Electric - 06201855

From:
3/01/2014

To:
3/01/2015

The most recent date of available data is 3/31/2015
Meter history is available starting: 3/13/2013

Export

Your file is now available for download.

1. After you click the Download link below, select to Save File As and pick a location on your computer that you will remember.
2. Go to the location where you saved the file and extract files from the zip file titled: SDGE_Electric_15_Minute_03-01-2014_03-01-2015_2015
3. Open the file titled: SDGE_Electric_15_Minute_03-01-2014_03-01-2015_2015.

- (9) The '.xml' file will download in a compressed Zip file format.
 - a. If you're going to be emailing the Green Button Data file, email it the Zip file format to keep the size compressed.
 - b. To extract the '.xml' file from the Zip folder > save the Zip file to your desktop, then right-mouse-click on the Zip file to 'Extract'.

